TYPE	YEAR	PROJECT NO.	SHEET NO.
R.O.W.	2014	NH-I-640-7(161)	2F
CONST.	2015	NH-I-640-7(161)	2-I

KNOX CO. I-640
47008-3150-44 (CONST.)

TENNESSEE D.O.T.
DESIGN DIVISION
FILE NO.

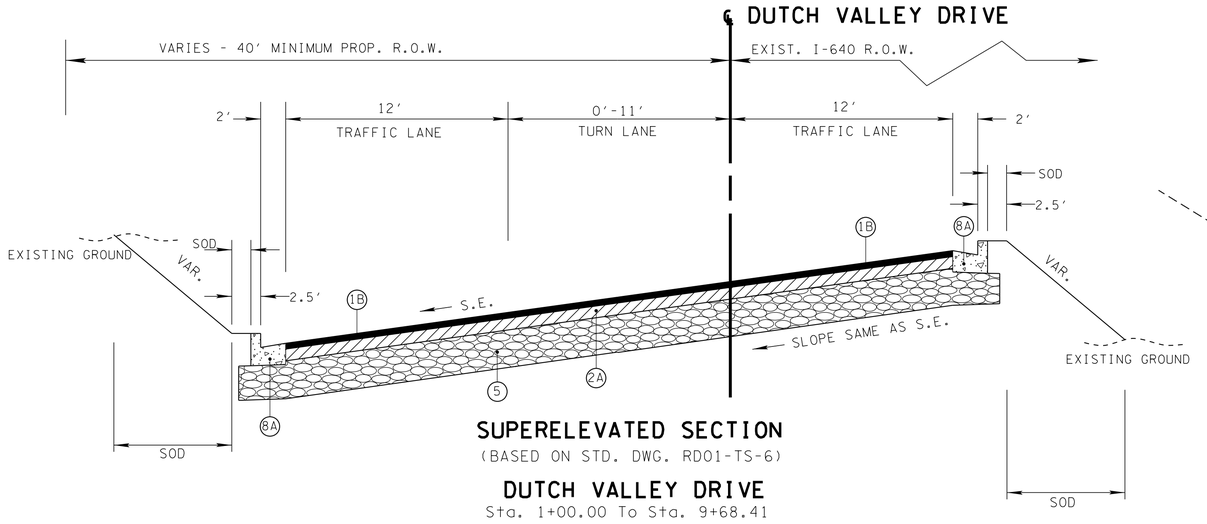

SUPERELEVATED SECTION
(BASED ON STD. DWG. RD01-TS-6)

DUTCH VALLEY DRIVE
Sta. 1+00.00 To Sta. 9+68.41

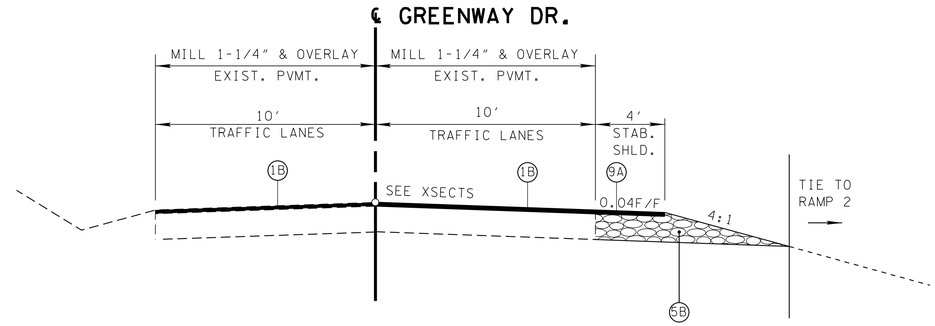

TANGENT SECTION
(BASED ON STD. DWG. RD01-TS-2)

GREENWAY DRIVE
Sta. 50+00.00 To Sta. 56+61.84

(A) THE SLOPES OF THE SHOULDER AND ROADWAY PAVEMENT SHALL NOT EXCEED AN ALGEBRAIC DIFFERENCE OF 0.07.

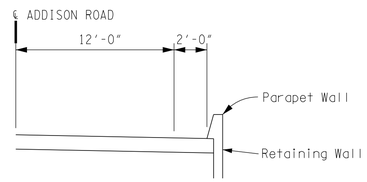

RETAINING WALL DETAIL
SEE PROPOSED LAYOUT FOR ADDISON ROAD WALL LOCATIONS

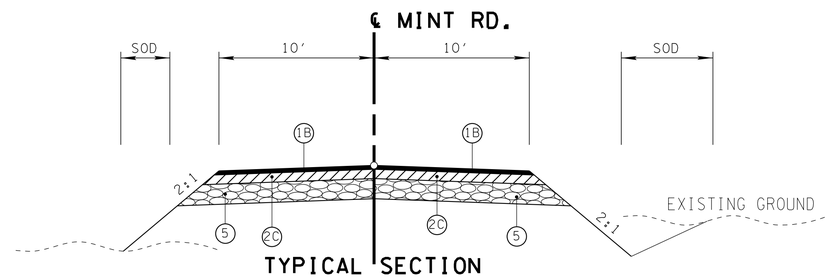

TYPICAL SECTION
(BASED ON STD. DWG. RD01-TS-1A)

MINT ROAD
Sta. 10+00.00 To Sta. 11+80.00

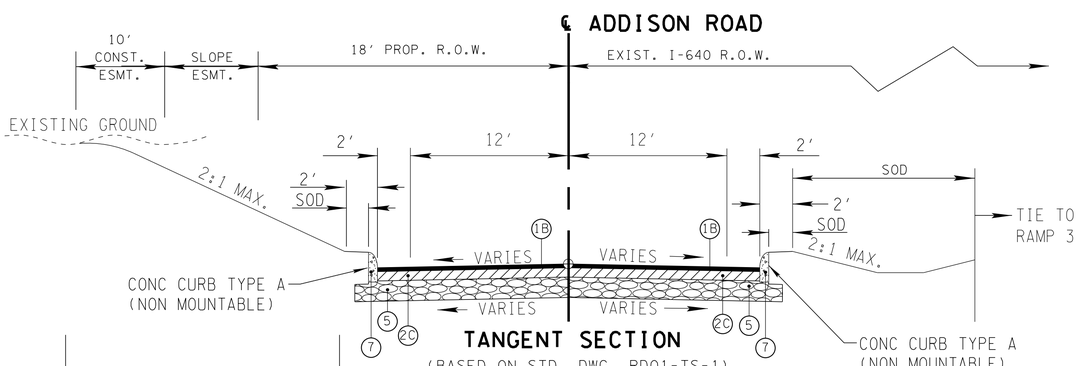

TANGENT SECTION
(BASED ON STD. DWG. RD01-TS-1)

ADDISON ROAD
Sta. 36+10.19 To Sta. 37+22.00
Sta. 42+03.01 To Sta. 43+20.01

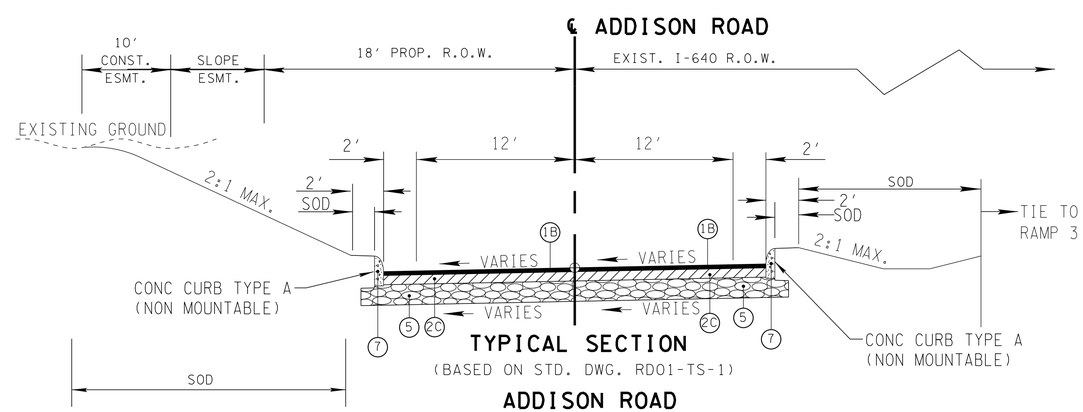

TYPICAL SECTION
(BASED ON STD. DWG. RD01-TS-1)

ADDISON ROAD
Sta. 37+22.00 To Sta. 42+03.01

SEALED BY



STATE OF TENNESSEE
DEPARTMENT OF TRANSPORTATION

TYPICAL SECTIONS

9/18/2015 4:35:01PM
M:\TDOT\I-640-Bway\Sheets\02i.sht